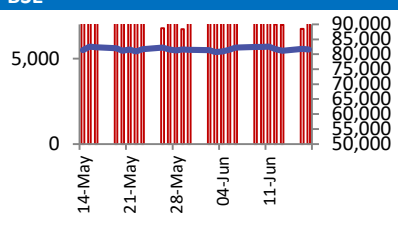
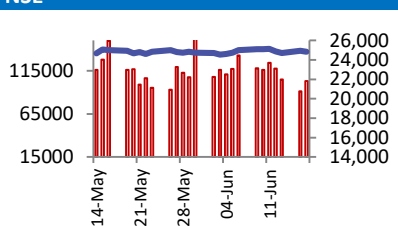


BSE		NSE			
	Open	81869		Open	24978
	High	81890		High	24982
	Low	81427		Low	24814
	Close	81583		Close	24853
	Change	-213		Change	-93
	Volume (Lacs)	10504		Volume(Lacs)	45950
	Turnover (Rs.inCr)	8236		Turnover(Rs.in Cr)	103109

World Markets	Current	Previous	Pt. Chg	Var(%)
Dow	42216	42515	(299)	-0.7%
Dow Futures	42595	42556	39	0.1%
Nasdaq	19521	19701	(180)	-0.9%
FTSE	8834	8875	(41)	-0.5%
Nikkei	38792	38537	255	0.7%
Hang Seng	23708	23980	(272)	-1.1%
Gift Nifty	24863	24842	21	0.1%
Straits Singapore	3913	3931	(18)	-0.5%
South Korea	2976	2950	26	0.9%
Taiwan	22292	22212	80	0.4%
Shanghai	3378	3387	(9)	-0.3%

Commodity Prices	Current	Previous	Pt. Chg	Var(%)
Copper (\$/MT)	9669	9703	(34)	-0.4%
Alumin (\$/MT)	2551	2514	37	1.5%
Zinc (\$/MT)	2639	2658	(19)	-0.7%
Brent Crude (\$/bbl)	76	76	0	0.0%
Gold (\$/Ounce)	3377	3388	(11)	-0.3%
Silver (\$/Ounce)	37	37	0	0.0%
Light Crude (\$/bbl)	75	75	0	0.0%
N G (\$/mmbtu)	4	4	0	0.0%
Sugar (\$/MT)	465	480	(15)	-3.1%
Rubber (Rs./kg)	198	197	1	0.4%
Baltic Dry Index	1952	1975	(23)	-1.2%

Currency Exchange Rate	Current	Previous	Var(%)
Rs./ \$ rate	86.25	86.07	0.21%
Rs./ Euro	99.67	99.71	-0.04%
Rs./Chinese Yuan	12.00	12.00	0.00%
Yen / \$ rate	145.16	145.29	-0.09%
\$ US/Euro	1.15	1.15	0.00%

Dollar Index	Current	Previous	Var(%)
Dollar Index	98.72	98.82	-0.10%

Support/ Resistance Levels for Today		
	Nifty	Bank Nifty Fut
Support 1	24770	55500
Support 2	24700	55240
Resistance	24940	56000

Securities in Ban For Trade	
TITAGARH	ABFRL
IREDA	RBLBANK
CHAMBLFERT	MANAPPURAM
CDSL	HUDCO
BSOFT	

## Market Review

**US:** US stocks declined on Tuesday as investors monitored escalating tensions in the Middle East, with the Israel-Iran conflict entering its fifth day.

**Asia:** Major indices in Asia Pacific traded mixed in the morning amid heightened geopolitical pressures, as investors weighed the potential fallout from rising hostilities between Tehran and Washington.

**India:** Indian benchmark indices, Sensex and Nifty traded lower on Tuesday, as investors remained cautious after U.S. President Donald Trump called for an evacuation of Tehran amid rising tensions between Israel and Iran. **Market is expected to open on a flattish note and likely to witness range bound move during the day.**

**Global economy:** U.S. factory production barely rose in May as a surge in motor vehicle and aircraft output was partially offset by weakness elsewhere, and the outlook for manufacturing remains clouded by tariffs. Manufacturing output edged up 0.1% last month after a downwardly revised 0.5% decline in April. Production at factories increased 0.5% on a YoY basis in May.

Japan's trade balance shrank less than expected in May, supported in part by a smaller than expected drop in exports, which reflected limited impact from high U.S. trade tariffs on key goods. Trade balance was a deficit of 637.6 bn yen, compared to expectations for a deficit of 893.0 bn yen. The print also worsened from 115.8 bn yen deficit seen in the prior month.

**Commodities:** Oil prices steadied in Asian trade on Wednesday after rising over 4% in the prior session as the Israel-Iran conflict pushed up fears of supply disruptions, while industry data showed a massive, outsized draw in U.S. inventories.

Gold prices held steady on Wednesday, as escalating tensions between Israel and Iran entered their sixth day.

**Currency:** The U.S. dollar edged higher Tuesday with risk sentiment remaining fragile as the Israel-Iran conflict continues, but gains are limited ahead of the start of the latest Federal Reserve meeting.

**FII Derivative Transactions (Rs. Cr)**

Contracts	Purchase		Sell		Net	Open Interest (OI)		OI (Previous day)		Change	
	Contract	Value	Contract	Value		Contract	Value	Contract	Value	Contract	Value
Index Future	19644	3550	17384	3156	394	170949	30716	170771	30831	178	(115)
Index Option	5037347	932409	4996967	924297	8112	2005613	364720	2000350	365423	5263	(703)
Stock Future	229226	15099	255335	16440	(1341)	5942474	385236	5921183	386743	21291	(1507)
Stock Option	1061048	72848	1114318	76098	(3250)	1668124	108034	1584478	103250	83646	4784
<b>Total</b>	<b>6347265</b>	<b>1023906</b>	<b>6384004</b>	<b>1019991</b>	<b>3915</b>	<b>9787160</b>	<b>888706</b>	<b>9676782</b>	<b>886247</b>	<b>110378</b>	<b>2459</b>

FII All Activity-BBG (Rs Cr)		Buy	Sell	Net
10-Jun-25		17588	14510	3078
11-Jun-25		15628	15759	(131)
12-Jun-25		12662	15938	(3276)
13-Jun-25		15143	15516	(374)
16-Jun-25		10315	12962	(2647)
<b>Month to date- June</b>		<b>168019</b>	<b>171438</b>	<b>(3419)</b>
FII (Prov.) (Rs. Cr)		Buy	Sell	Net
11-Jun-25		14531	14977	(446)
12-Jun-25		11657	15488	(3831)
13-Jun-25		13963	15197	(1233)
16-Jun-25		9895	12183	(2288)
17-Jun-25		13392	11776	1616
<b>Month to date-June</b>		<b>172330</b>	<b>177783</b>	<b>(5454)</b>
DII (Prov.) (Rs. Cr)		Buy	Sell	Net
11-Jun-25		14765	13180	1585
12-Jun-25		21386	11992	9394
13-Jun-25		13254	10348	2906
16-Jun-25		13764	8156	5608
17-Jun-25		18733	10936	7797
<b>Month to date-June</b>		<b>189928</b>	<b>132508</b>	<b>57420</b>
FII Debt - BBG (Rs. Cr)		Buy	Sell	Net
10-Jun-25		5671	6293	(622)
11-Jun-25		1975	6071	(4097)
12-Jun-25		1589	1574	15
13-Jun-25		2069	2140	(71)
16-Jun-25		4629	4516	114
<b>Month to date- June</b>		<b>26891</b>	<b>38786</b>	<b>(11896)</b>

Market Breadth	BSE		NSE	
	No.	%	No.	%
Advance	1447	35%	933	32%
Decline	2540	62%	1938	66%
Unchanged	131	3%	66	2%

Market Turnover	17-Jun	16-Jun	Var (%)
BSE Cash	8236	6744	22%
NSE Cash	103109	91121	13%
NSE Futures	92752	108313	-14%
NSE Options	10480537	11708610	-10%
Total (Rs.Cr)	10684633	11914787	-10%

Volatility Index	17-Jun	16-Jun
Volatility Index	14.40	14.84

Index PE - TTM	17-Jun	Yr. High	Yr. Low
Sensex	22.9	25.2	20.3
Nifty	22.3	24.4	19.6

**Corporate News**
**UGRO Capital To Acquire Profectus Capital In Rs 1,400 Cr**

UGRO Capital Ltd. on Tuesday announced it will acquire SME lending company Profectus Capital Pvt. for Rs 1,400 Cr payable in a single tranche. The company executed the share purchase agreement with Actis PC Investment (Mauritius) Ltd, Actis PC (Mauritius) Ltd, and Profectus Capital. (BL)

**Polycab India secures ₹6,448 Cr BharatNet project contract from BSNL**

Electrical goods company Polycab India Limited on Tuesday said it has executed a contract worth ₹6,447.54 Cr with Bharat Sanchar Nigam Limited (BSNL) to act as the project implementation agency (PIA) for the BharatNet project in Karnataka, Goa, and Puducherry. (BL)

**Bharat Forge, Turgis Gaillard ink pact to offer AAROK UAV to Indian armed forces**

Bharat Forge Ltd on Tuesday said it has inked a pact with French firm Turgis Gaillard to offer 'AAROK' unmanned aerial vehicle to India's Ministry of Defence. AAROK is a MALE-class unmanned aerial vehicle (UAV) developed to offer the best available technology at the lowest acquisition and deployment cost. (ET)

**Economy**
**Reforms led to 108 multimodal cargo terminals**

The government's move to simplify the process of setting up multimodal cargo terminals has helped 108 such facilities come up over the last three years, said Ashwini Vaishnaw, Union minister for railways, information broadcasting and information technology. (ET)

**Rare Earths supply: India steps up mining, refining to safeguard EV future**

The Centre Tuesday sought to secure the supply chain for rare-earth materials, used in the manufacturing of electronics and electric cars, holding meetings among various connected ministries and reviewing their local availability. (ET)

**International**
**General Mills to remove artificial colors from all its US cereals and foods**

General Mills said on Tuesday it would remove artificial colors from its full U.S. retail portfolio by the end of 2027. The Cheerios maker also said it would remove synthetic dyes from all its U.S. cereals and foods served in K-12 schools by summer 2026. (Invst)

Top 5 Nifty Gainers	17-Jun	16-Jun	Var(%)
TECHM	1719	1694	1.5%
INFY	1640	1624	1.0%
ASIANPAINT	2265	2245	0.9%
TCS	3515	3496	0.5%
MARUTI	12595	12530	0.5%
Top 5 Nifty Losers	17-Jun	16-Jun	Var(%)
ADANIENT	2489	2544	-2.2%
SUNPHARMA	1650	1685	-2.1%
DRREDDY	1319	1347	-2.1%
ETERNAL	247	252	-1.9%
ONGC	252	257	-1.7%

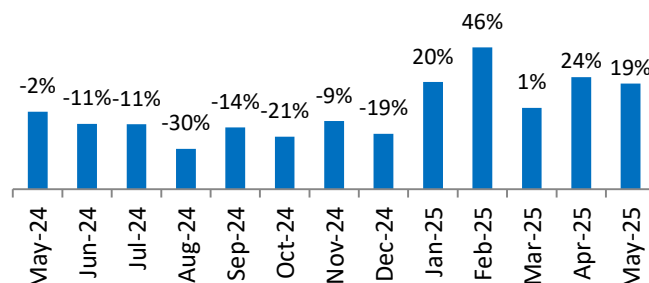
BSE Index Watch	Last	1 day	1 wk	1 mth	1 yr
SENSEX	81583	-0.3%	-1.0%	-0.9%	5.5%
MIDCAP	45846	-0.6%	-1.6%	1.9%	-0.9%
SMLCAP	53213	-0.7%	-1.9%	4.2%	2.9%
AUTO	52082	-0.6%	-2.3%	-2.9%	-10.7%
BANKEX	62867	-0.3%	-1.6%	-0.2%	9.6%
Capital Goods	70181	-0.2%	-1.8%	1.8%	-4.9%
FMCG	20099	-0.3%	-2.6%	-3.4%	-2.9%
Health Care	43374	-1.8%	-0.7%	2.2%	16.8%
IT	38654	0.6%	2.3%	3.4%	8.3%
METAL	30629	-1.3%	-2.7%	-1.2%	-8.6%
Oil & Gas	27241	-0.9%	-0.6%	-0.6%	-7.9%
Power	6747	-0.3%	-3.4%	-1.0%	-15.2%
Realty	7865	-0.6%	-1.3%	11.2%	-12.7%

Margin Trading Disclosure (Rs. In Cr)	Last	1 day	1 wk	1 mth	3 mth
Op. Scripwise Outstanding	83956	-0.4%	3.8%	20.0%	17.7%
Fresh Exposure	5624	-1.2%	-30.1%	-33.8%	51.6%
Exposure liquidated	6030	-0.5%	-24.4%	-21.4%	5.5%
Closing Net scripwise outstanding	83549	-0.5%	3.2%	18.0%	20.5%

NSE USD Futures	17-Jun	16-Jun	Var (%)
May Expiry (Rs./\$)	86.07	86.07	0.0%
June Expiry (Rs./\$)	86.09	86.09	0.0%
Total Turnover (Rs. Cr)	1770	1932	-8%

Sectors	TTM PE
Auto	31.01
Auto Ancillary	42.27
Banking	14.2
Engineering	47.48
Cement	70.53
Diamonds & Jewellery	43.76
Housing Finance	24.39
Infrastructure & Const	29.69
Metals-Aluminium	29.83
Metal – Steel	17.98
Oil Expl.	7.09
Pharma	10.5
Power – Gen. Supp.	41.17
Information Tech.	27.43
Sugar	19.09
Telecom Serv. Prov.	37.91
Tyres	31.37

### Force Motors Monthly Volume Growth (YoY) (Source: Company data)



10 year G-Sec Yield	Current	Previous	Change
US	4.40%	4.39%	1 bps
Japan	1.45%	1.47%	(2) bps
India	6.27%	6.27%	0 bps
UK	4.55%	4.53%	2 bps
Libor 3 Mths	4.85%	4.85%	0 bps

Indian Eco Data	Current	Previous	Var(%)
Forex Reserve (US\$ in bn)	697	697	0.0%
Inflation - WPI	0.39%	0.85%	(46) bps
Inflation - CPI	2.82%	3.16%	(34) bps

India GDP	Q3FY25	Q2FY25	Var(%)
Growth	7.38%	6.40%	98 bps

Monetary Policy	Current	Previous	Change
Repo Rate	5.50%	6.00%	(50) bps
Reverse Repo Rate	3.35%	3.35%	0 bps
CRR	4.00%	4.00%	0 bps
O/S Banking System Liquidity (Rs bn)	2708	3459	(751.4)

IIP Growth %	Mar-25	Mar-24	Apr-Feb
IIP	2.7	5.2	3.5
Capital Goods	2.4	7.0	6.2
Mining	0.4	1.3	2.2
Manufacturing	3.0	5.9	4.2
Electricity	6.3	8.6	3.8

### ADR Price Movement

Company	Price (US\$)	Volume	Previous Day Price	Volume	Variance (%)	No. of Share Per ADR	ADR Price (Rs.)	BSE Price	Variance (%)
Infosys Tech	18.67	10129078	18.75	9604106	-0.43%	1	1610.19	1639.90	-1.8%
Wipro	3.02	2256478	3.03	2951420	-0.33%	1	260.46	262.91	-0.9%
Dr.Reddy's	15.25	1600778	15.72	2109807	-2.99%	1	1315.24	1318.80	-0.3%
ICICI Bank	32.88	2794210	33.26	2737844	-1.14%	2	1417.87	1423.20	-0.4%
HDFC Bank	73.98	3907848	74.84	2668803	-1.15%	3	2126.80	1929.60	10.2%

### GDR's (US\$)

	Prices	Prev. Close	Change	Var %
L&T	41.95	42.20	(0.3)	-0.6%
RIL	66.30	67.00	(0.7)	-1.0%
SBI	91.70	92.60	(0.9)	-1.0%

US Economy Data	Current	Previous
Inflation (%) (YoY)	2.40%	2.30%
Unemployment (%)	4.20%	4.20%

Interest Rate (%)	Current	Previous
Fed Rate	4.50%	4.50%

US GDP	Q2CY25	Q1CY25
Growth (QoQ Annualized)	-0.20%	2.40%

China Economy Data	Current	Previous
GDP	5.40%	5.40%
Inflation – CPI (%)	-0.10%	-0.10%

### Economic Calendar

	Date
Indian GDP Data	29 Aug
Indian Inflation Data CPI	14 July
Indian Inflation Data WPI	14 July
Indian Monetary Policy	06 Aug
India's Industrial Production (IIP)	29 Jun
US Inflation Data	15 July
US GDP	26 Jun
US Unemployment Data	03 July
US Fed Rate	18 Jun
China GDP	15 July
China Inflation Data	09 July

### Event Update

Name	Date	Purpose
eMudhra Ltd.	18/06/25	Rs.1.25 per share(25%)Final Dividend
Sarla Performance Fibers Ltd.	18/06/25	Rs.3.00 per share(300%)Final Dividend
Panasonic Carbon India Company Ltd.	19/06/25	Rs.12.00 per share(120%)Final Dividend
Reliance Industrial Infrastructure Ltd.	19/06/25	Rs.3.50 per share(35%)Final Dividend
Tata Communications Ltd.	19/06/25	Rs.25.00 per share(250%)Final Dividend
Tejas Networks Ltd.	19/06/25	Rs.2.50 per share(25%)Final Dividend
Ajcon Global Services Ltd.	20/06/25	Stock Split from Rs.10/- to Re.1/-
Bajaj Auto Ltd.	20/06/25	Rs.210.00 per share(2100%)Final Dividend
Bank Of India	20/06/25	Rs.4.05per share(40.5%)Final Dividend
HDFC Life Insurance Company Ltd.	20/06/25	Rs.2.10 per share(21%)Final Dividend
Punjab National Bank	20/06/25	Rs.2.90 per share(145%)Final Dividend
Rossari Biotech Ltd.	20/06/25	Rs.0.50 per share(25%)Final Dividend
Solitaire Machine Tools Ltd.	20/06/25	Rs.2.00 per share(20%)Final Dividend
Supreme Industries Ltd.	20/06/25	Rs.24.00 per share(1200%)Final Dividend
Swastika Investmart Ltd.	20/06/25	Rs.0.60 per share(30%)Final Dividend
Tata Power Company Ltd.	20/06/25	Rs.2.25 per share(225%)Final Dividend
Torrent Pharmaceuticals Ltd.	20/06/25	Rs.6.00 per share(120%)Final Dividend
Transcorp International Ltd.	20/06/25	Rs.0.30 per share(15%)Final Dividend



## Bulk Deal As On 17/06/25

BSE					
Security Code	Security Name	Client Name	Deal	Quantity	Price
538351	AFEL	SEIFER RICHARD MASCARENHAS	S	180000	3.14
544181	AWFIS	QRG INVESTMENTS AND HOLDINGS LIMITED	S	389000	685.01
511505	CAPTRUST	YOGEN KHOSLA	S	132037	92.01
539190	DFL	INGENIUS INVESTMENT ADVISORS LLP	S	18000	41
512441	ENBETRD	HARPREET SINGH GREWAL	S	5264700	0.9
512441	ENBETRD	HARPREET SINGH GREWAL	B	4964700	0.9
512441	ENBETRD	SURAJ DILIP PAWAR	S	29247771	0.9
512443	GANONPRO	AASAAN CAPITAL PRIVATE LIMITED	B	90000	13.8
512443	GANONPRO	NAND KISHORE JAIN	B	51346	13.55
544108	GPSL	SONY HARSHIT HARIA	S	18000	175.93
540377	IFL	L7 HITECH PRIVATE LIMITED	B	6383778	1.1
538834	JMJFIN	AMIT KUMAR JAIN	S	85153	35.06
538834	JMJFIN	AMIT KUMAR JAIN	B	85153	35.05
538834	JMJFIN	RAMAKRISHNAN P	B	100000	35.06
544366	LKMEHTA	NIKHIL JAIN	B	20800	64.86
544366	LKMEHTA	SWASTIKA FINLEASE LIMITED	S	20800	64.86
522289	NMSRESRC	IMPRESSIVE PLASTICS PVT LTD	S	110000	46.96
522289	NMSRESRC	NIKHIL SANTOSH OSWAL	B	21000	46.96
522289	NMSRESRC	PASHUPATI CAPITAL SERVICE PVT LTD	B	39353	46.96
522289	NMSRESRC	RAVIBHUSHAN TRIVEDI	B	25000	46.96
543522	NVENTURES	MITHLESH CONSULTANCY LLP	S	33000	101.78
532817	ORIENTALT	MAHEVARSH FINCON PRIVATE LIMITED	S	751315	17.03
530095	PRADHIN	ASHISH	B	10000000	0.34
530095	PRADHIN	MOOLCHAND KIRAN KUMAR JAIN	B	15000000	0.34
530095	PRADHIN	SHARE INDIA SECURITIES LIMITED	S	9566288	0.33
530095	PRADHIN	SHARE INDIA SECURITIES LIMITED	B	10216290	0.34
530253	RAJTUBE	MINOLLO PRIVATE LIMITED	S	252894	49.29
512097	SAICOM	ABDURRAHMAN MOHD SHAFI TAIBANI	S	601050	0.37
512097	SAICOM	ABDURRAHMAN MOHD SHAFI TAIBANI	B	2624861	0.36
512097	SAICOM	AMAN KHEMSARA HUF	S	1359143	0.37
512097	SAICOM	AMAN KHEMSARA HUF	B	500000	0.37
539519	SATTVASUKU	D P VORA SECURITIES PRIVATE LIMITED	S	270869	1.08
539519	SATTVASUKU	D P VORA SECURITIES PRIVATE LIMITED	B	1289463	0.98
539519	SATTVASUKU	MANJU DEVI	B	983644	1.02
539519	SATTVASUKU	RAJU HARIHARAN	S	1194687	0.98
540259	SHANGAR	HARNOOR SINGH	S	2199997	0.89
540259	SHANGAR	HARNOOR SINGH	B	2999997	0.88
540259	SHANGAR	LOGIHAZE SOLUTIONS PRIVATE LIMITED	S	5099255	0.89
540259	SHANGAR	PARNIT VENTURES PRIVATE LIMITED	S	3311317	0.89
540259	SHANGAR	PARNIT VENTURES PRIVATE LIMITED	B	3311317	0.88
540259	SHANGAR	SAJM GLOBAL IMPEX PRIVATE LIMITED	S	23400000	0.89
539584	SIPTL	GOKALBHAI GHEMARBHAI CHAUDHRI	S	13126664	0.45
503659	SW1	AJAY KUMAR GUPTA	S	5261	86
503659	SW1	PAKISHIT SINGH	B	5400	86
523752	TIHL	PRAS INVESTMENT PRIVATE LIMITED	B	418534	21.59
538569	TRIVENIENT	VINODKUMAR CHHOGMAL SINGHAL	S	1000000	1.76
512026	VEGA	MULTIPLIER SHARE & STOCK ADVISORS PRIVATE LIMITED	B	9760	98.1
512026	VEGA	VEERANJANEYULU BURRY	S	9760	98.1

542803	VEL	DOLLY VISHAL SHAH	S	86877	14.98
542803	VEL	PIYUSH SECURITIES PVT LTD	B	50000	14.85
523888	VRWODAR	MANISHA GUPTA	B	226510	30.24
523888	VRWODAR	SARTHAK VIJLANI	S	230000	30.24
512063	WARDHEALTH	RUCHIRA GOYAL	B	3200	22.96
512063	WARDHEALTH	SHIVA AVDHESH RATAN DUBEY	S	3200	22.96
531043	ZDHJERK	AJAY KUMAR TYAGI	B	26200	21.85
531043	ZDHJERK	PACE STOCK BROKING SERVICES PVT LTD	S	31195	21.85

NSE					
Security Code	Security Name	Client Name	Deal	Quantity	Price
AWFIS	Awfis Space Solutions Ltd	QRG INVESTMENTS AND HOLDINGS LIMITED	SELL	400347	685.08
BLUSPRING	Bluspring Enterprises Ltd	INDIA CAPITAL MANAGEMENT LIMITED A/C INDIA CAPITAL FUND LIMITED	SELL	959992	70.77
BLUSPRING	Bluspring Enterprises Ltd	ISHARES CORE MSCI EMERGING MARKETS ETF	SELL	787634	70.35
BLUSPRING	Bluspring Enterprises Ltd	NEGEN CAPITAL SERVICES PRIVATE LIMITED	BUY	1970597	69.72
BLUSPRING	Bluspring Enterprises Ltd	VANGUARD ESG INTERNATIONAL STOCK ETF	SELL	884440	69.71
CAPTRUST	Capital Trust Limited	YOGEN KHOSLA	SELL	85908	91.23
HAPPSTMNDS	Happiest Minds Techno Ltd	QE SECURITIES LLP	SELL	839001	654.56
INTEGRITY	Integrity Infra build De L	NOPEA CAPITAL SERVICES PRIVATE LIMITED	SELL	22800	102
JAINIK	Jainik Power Cables Ltd	MANSI SHARE AND STOCK BROKING PRIVATE LIMITED	BUY	78000	82
JAINIK	Jainik Power Cables Ltd	RAJASTHAN GLOBAL SECURITIES PVT LTD	SELL	447600	82
JALAN	Jalan Transolu. India Ltd	AGARWALA ASHOK KUMAR	BUY	105000	9.42
JALAN	Jalan Transolu. India Ltd	MANISH JALAN	SELL	252000	9.42
KCK	Kck Industries Limited	NARESH PAWARIYA AND SONS HUF	SELL	350000	38.57
KESORAMIND	KESORAM INDUSTRIES LTD	NEO APEX VENTURE LLP	BUY	2000000	6.98
KRIDHANINF	Kridhan Infra Limited	AQUARIUS INDIA OPPORTUNITIES FUND	BUY	1500000	4.6
KRIDHANINF	Kridhan Infra Limited	THE INDIAMAN FUND MAURITIUS LIMITED	SELL	2371000	4.6
MAGSON	Magson Retail And Dist L	JOITARAM S PATEL	SELL	156000	139.1
MAGSON	Magson Retail And Dist L	KRISHNAM ENTERPRISE LLP LLP	BUY	177000	139.1
MONOPHARMA	Mono Pharmacare Limited	CHIRAG JITENDRA PAREKH	SELL	250000	22.92
MONOPHARMA	Mono Pharmacare Limited	L7 HITECH PRIVATE LIMITED	BUY	162000	22.89
NIKITA	Nikita Papers Limited	SANDEEP SINGH	BUY	151200	101.96
OLIL	Oneclick Logistics Ind L	BHASKAR NARMADASHANKAR OZA	BUY	24000	190.74
ORIENTALTL	Oriental Trimex Limited	JAYESH DHANESH GORAGANDHI	SELL	1093342	17.05
PATTECH	Pattech Fitwell Tub Com L	LAKHANI JIGNESH JASMATBHAI(HUF)	SELL	40500	74.75
PRANIK	Pranik Logistics Limited	PINE OAK GLOBAL FUND	SELL	68800	79.46
ROML	Raj Oil Mills Limited	GAURAV CHANDRAKANT SHAH	BUY	80272	60.84
SACHEEROME	Sacheerome Limited	MANSI SHARE AND STOCK BROKING PRIVATE LIMITED	BUY	139200	167.54

SAROJA	Saroja Pharma Indus Ind L	VARDAAAN NAGPAL	SELL	32000	35.9
SEPC-RE3	SEPC Ltd	MARK AB WELFARE TRUST	SELL	8080563	1.12
SRPL	Shree Ram Proteins Ltd.	HARBIR SINGH CHADHA	SELL	4808740	0.48
STLTECH	Sterlite Technologies Ltd	SHARE INDIA SECURITIES LIMITED	SELL	2522512	114.2
TGL	Teerth Gopicon Limited	ARPITANATH	BUY	75200	166.95
THESL	Thinking Hats Enter Sol L	GIRIRAJ STOCK BROKING PRIVATE LIMITED	BUY	105000	35.85
TVSSCS	TVS Supply Chain Sol L	AUTHUM INVESTMENT & INFRASTRUCTURE LIMITED	SELL	3950000	144
TVSSCS	TVS Supply Chain Sol L	AUTHUM INVESTMENT & INFRASTRUCTURE LIMITED	SELL	3950000	144
TVSSCS	TVS Supply Chain Sol L	TVS MOTOR COMPANY LIMITED	BUY	3950000	144
TVSSCS	TVS Supply Chain Sol L	TVS MOTOR COMPANY LIMITED	BUY	3950000	144
VMM	Vishal Mega Mart Limited	HDFC MUTUAL FUND	BUY	75000000	113.5
VMM	Vishal Mega Mart Limited	KOTAK MAHINDRA MUTUAL FUND	BUY	29520295	113.5
VMM	Vishal Mega Mart Limited	KOTAK MAHINDRA MUTUAL FUND	BUY	50000000	113.5
VMM	Vishal Mega Mart Limited	SAMAYAT SERVICES LLP	SELL	450000000	113.51
VMM	Vishal Mega Mart Limited	SAMAYAT SERVICES LLP	SELL	450000000	113.61
VMM	Vishal Mega Mart Limited	SBI MUTUAL FUND	BUY	94355750	113.5
VMM	Vishal Mega Mart Limited	SBI MUTUAL FUND	BUY	71500000	113.5
ZYDUSWELL	Zydus Wellness Limited	PPFAS MUTUAL FUND	BUY	4627111	1900
ZYDUSWELL	Zydus Wellness Limited	PPFAS MUTUAL FUND	BUY	4627111	1900
ZYDUSWELL	Zydus Wellness Limited	THREPSI CARE LLP	SELL	4627111	1900
ZYDUSWELL	Zydus Wellness Limited	THREPSI CARE LLP	SELL	4627111	1900

#### Disclosure:

Research Reports that are published by Nirmal Bang Securities Private Limited (hereinafter referred to as "NBSPL") are for private circulation only. NBSPL is a registered Research Analyst under SEBI (Research Analyst) Regulations, 2014 having Registration no. INH000001766. NBSPL is also a registered Stock Broker with National Stock Exchange of India Limited, BSE Limited, Metropolitan Stock Exchange of India Limited, Multi Commodity Exchange of India Limited and , National Commodity and Derivative Exchange Limited in Capital Market , Equity and Commodities derivatives segments and Currency Derivatives Segment .

NBSPL has other business divisions with independent research teams separated by Chinese walls, and therefore may, at times, have different or contrary views on stocks and markets.

NBSPL or its associates have not been debarred / suspended by SEBI or any other regulatory authority for accessing / dealing in securities Market since last 20 years. NBSPL, its associates or analyst or his relatives do not hold any financial interest (Except Investment) in the subject company. NBSPL or its associates or Analyst do not have any conflict or material conflict of interest at the time of publication of the research report with the subject company. NBSPL or its associates or Analyst or his relatives may or may not hold beneficial ownership of 1% or more in the subject company at the end of the month immediately preceding the date of publication of this research report.

NBSPL or its associates / analyst has not received any compensation / managed or co-managed public offering of securities of the company covered by Analyst during the past twelve months. NBSPL or its associates have not received any compensation or other benefits from the company covered by Analyst or third party in connection with the research report. Analyst has not served as an officer, director or employee of Subject Company. NBSPL / analyst has not been engaged in market making activity of the subject company.

**Analyst Certification:** The research analysts and authors of these reports, hereby certify that the views expressed in this research report accurately reflects my/our personal views about the subject securities, issuers, products, sectors or industries. It is also certified that no part of the compensation of the analyst(s) was, is, or will be directly or indirectly related to the inclusion of specific recommendations or views in this research. The analyst(s) principally responsible for the preparation of this research report and has taken reasonable care to achieve and maintain independence and objectivity in making any recommendations.



## Disclaimer:

The Research Report is for the personal information of the authorized recipient and does not construe to be any investment, legal or taxation advice. NBSPL is not soliciting any action based upon it. Nothing in the research report shall be construed as a solicitation to buy or sell any security or product, or to engage in or refrain from engaging in any such transaction. In preparing the research report, we did not take into account the investment objectives, financial situation and particular needs of the reader.

The research report has been prepared for the general use of the clients of NBSPL and must not be copied, either in whole or in part, or distributed or redistributed to any other person in any form. If you are not the intended recipient you must not use or disclose the information in the research report in any way. Though disseminated to all the customers simultaneously, not all customers may receive the research report at the same time. NBSPL will not treat recipients as customers by virtue of their receiving the research report. The research report is not directed or intended for distribution to or use by any person or entity resident in a state, country or any jurisdiction, where such distribution, publication, availability or use would be contrary to law, regulation or which would subject NBSPL & its group companies to registration or licensing requirements within such jurisdictions.

The report is based on the information obtained from sources believed to be reliable, but we do not make any representation or warranty that it is accurate, complete or up-to-date and it should not be relied upon as such. We accept no obligation to correct or update the information or opinions in it. NBSPL or any of its affiliates or employees shall not be in any way responsible for any loss or damage that may arise to any person from any inadvertent error in the information contained in the research report. NBSPL or any of its affiliates or employees do not provide, at any time, any express or implied warranty of any kind, regarding any matter pertaining to this report, including without limitation the implied warranties of merchantability, fitness for a particular purpose, and non-infringement. The recipients of the research report should rely on their own investigations.

This information is subject to change without any prior notice. NBSPL reserves its absolute discretion and right to make or refrain from making modifications and alterations to this statement from time to time. Nevertheless, NBSPL is committed to providing independent and transparent recommendations to its clients, and would be happy to provide information in response to specific client queries.

Before making an investment decision on the basis of research report, the reader needs to consider, with or without the assistance of an adviser, whether the advice is appropriate in light of their particular investment needs, objectives and financial circumstances. There are risks involved in securities trading. The price of securities can and does fluctuate, and an individual security may even become valueless. International investors are reminded of the additional risks inherent in international investments, such as currency fluctuations and international stock market or economic conditions, which may adversely affect the value of the investment. Opinions expressed are subject to change without any notice. Neither the company nor the director or the employees of NBSPL accept any liability whatsoever for any direct, indirect, consequential or other loss arising from any use of the research report and/or further communication in relation to the research report. Here it may be noted that neither NBSPL, nor its directors, employees, agents or representatives shall be liable for any damages whether direct or indirect, incidental, special or consequential including lost revenue or lost profit that may arise from or in connection with the use of the information contained in the research report.

Copyright of this document vests exclusively with NBSPL.

Our reports are also available on our website

Registration granted by SEBI and certification from NISM in no way guarantee performance of NBSPL or provide any assurance of returns to investors.

### **Nirmal Bang Research (Division of Nirmal Bang Securities Pvt. Ltd.)**

B-2, 301/302, Marathon Innova,  
Opp. Peninsula Corporate Park  
Off. Ganpatrao Kadam Marg  
Lower Parel(W), Mumbai-400013  
Board No. : 91 22 6723 8000/8001  
Fax. : 022 6723 8010